



Band Virtual Learning

6th Grade Clarinet

May 22nd, 2020











6th Grade Clarinet Lesson: May 22nd, 2020

Objective/Learning Target:

Students will be identifying and playing both reviewed and new rhythms by counting and clapping or on their instrument.

Review:

NOTE VALUES AND RESTS

Notes	Names	Rests
	Whole	
	Half	
	Quarter	
	Eighth	

Review:

COUNTING METHOD

- When the quarter note receives one count ($\frac{2}{4}$, $\frac{3}{4}$, $\frac{4}{4}$, $\frac{5}{4}$, etc.), use the following measure-wise counting method (pronounced: one and two and three and four and):



- For the four-fold division of the beat (sixteenth notes) and its variations, use 1 e & a (pronounced: one ee and a):

1 e & a 2 e & a 3 & 4 &

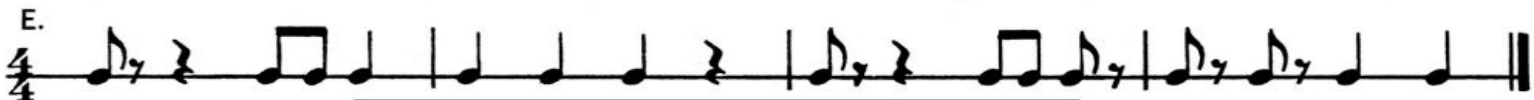
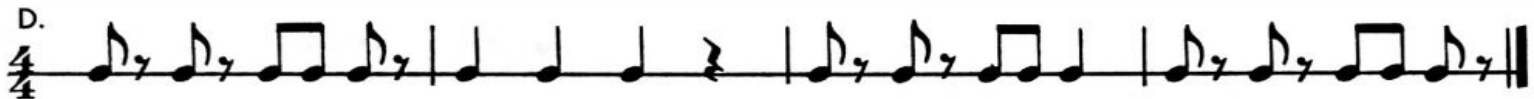


1 & a 2 & a 3 & 4 &

1 e & 2 e & 3 & 4 &

1 (e &) a 2 (e &) a 3 & 4 &

Review of Basic Rhythms

Go through each line. Set a metronome (free online [HERE](#)), count first, then play.
If you have the ability, record and then play back to review your work!



Review of Basic Rhythms

A.

Musical notation for rhythm A: A single staff with a treble clef. It consists of three measures. The first measure is in 2/4 time and contains a quarter note, a beamed eighth note pair, and another quarter note. The second measure is in 4/4 time and contains a quarter note, a beamed eighth note pair, a quarter note, and a quarter rest. The third measure is in 2/4 time and contains a quarter note, a beamed eighth note pair, and another quarter note.

B.

Musical notation for rhythm B: A single staff with a treble clef. It consists of two measures. The first measure is in 2/4 time and contains a quarter note, a beamed eighth note pair, and another quarter note. The second measure is in 4/4 time and contains a quarter note, a beamed eighth note pair, a quarter note, and a quarter rest.

C.

Musical notation for rhythm C: A single staff with a treble clef. It consists of four measures. The first measure is in 4/4 time and contains a quarter note, a beamed eighth note pair, a quarter note, and a quarter note. The second measure is in 2/4 time and contains a quarter note and a quarter note. The third measure is in 4/4 time and contains a quarter note, a beamed eighth note pair, a quarter note, and a quarter note. The fourth measure is in 2/4 time and contains a quarter note, a beamed eighth note pair, and another quarter note.

D.

Musical notation for rhythm D: A single staff with a treble clef. It consists of four measures. The first measure is in 4/4 time and contains a quarter note, a quarter note, a beamed eighth note pair, and another quarter note. The second measure is in 2/4 time and contains a quarter note and a quarter note. The third measure is in 4/4 time and contains a quarter note, a beamed eighth note pair, a quarter note, and a quarter note. The fourth measure is in 2/4 time and contains a quarter note, a beamed eighth note pair, and another quarter note.

E.

Musical notation for rhythm E: A single staff with a treble clef. It consists of four measures. The first measure is in 2/4 time and contains a quarter note, a beamed eighth note pair, and another quarter note. The second measure is in 4/4 time and contains a quarter note, a beamed eighth note pair, a quarter note, and a quarter note. The third measure is in 2/4 time and contains a quarter note and a quarter note. The fourth measure is in 4/4 time and contains a quarter note, a beamed eighth note pair, a quarter note, and a quarter rest.

Learning New Rhythms!

Use the new Rhythm Keys to work through the new exercises.
Take it one measure at a time. Go Slow and Steady. Always count first!

Rhythm Key A

Four musical staves in 3/4 time, each with a corresponding count below it. The first three staves have a 3-measure pattern, and the fourth has a 4-measure pattern.

1 & 2 & 3 & 1 & 2 & 3 & 1 & 2 & 3 & 1 & 2 & 3 &

Rhythm Key B

Four musical staves in 5/4 time, each with a corresponding count below it. The first three staves have a 5-measure pattern, and the fourth has a 6-measure pattern.

1 & 2 & 3 & 4 & 5 & 1 & 2 & 3 (&) 4 & 5 & 1 (&) 2 (&) 3 & 4 & 5 (&) 1 & 2 & 3 (&) 4 & 5 &

Practice: Apply Rhythm Key A

Rhythm Key A

1 & 2 & 3 & 1 & 2 & 3 & 1 & 2 & 3 & 1 & 2 & 3 &

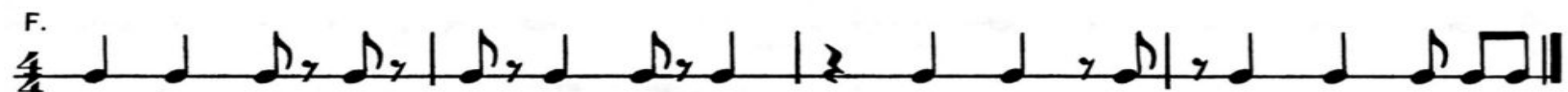


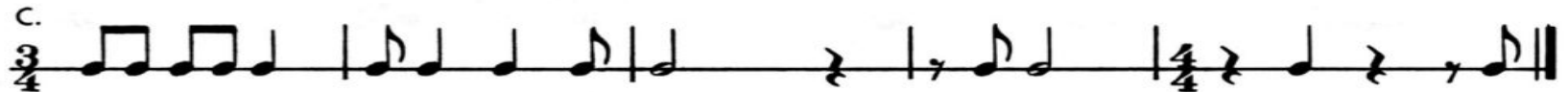

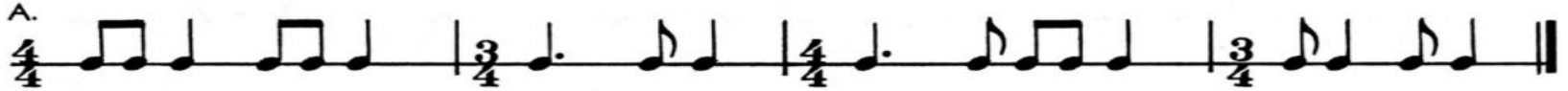
Practice: Apply Rhythm Key B

Rhythm Key B

1 & 2 & 3 & 4 & 5 & 1 & 2 & 3(&)4 & 5 & 1(&)2(&)3 & 4 & 5(&) 1 & 2 & 3(&)4 & 5 &

Let's Get Crazy!

Use all the counting Skills you have and give this a shot. Some rhythms will be no problem, others might trip you up. Don't give up, and always count first.





Let's Check Your Work

This video goes through all of the rhythms from this packet. Use this as a resource to check your work and as a way to be able to practice along with someone!

Click [HERE](#) for video.